

First Grade Parent and Student Handbook



Edgemont Elementary School



2025-2026

Panther Pride!



Welcome to First Grade!

We are so excited to welcome you and your child to first grade at Edgemont Elementary School! This year will be full of growth, discovery, and memorable moments.

In this handbook, you'll find important information about our routines, expectations, communication methods, and tips to help your child have a successful school year.

While each of our classrooms has its own unique personality, we work closely together as a team to provide a consistent and supportive learning environment for every first grader. We're looking forward to a fantastic year of learning and growing together!

Please look through this packet together. Read each page aloud and talk about what it says. Make sure you both understand everything. When you are finished, sign the last page and return it to school.

♥ *Sincerely,*
Edgemont First
Grade Teachers



Meet the Teachers

Mrs. "M"



My name is Rebecca McMahan. I am one of the first-grade teachers here at Edgemont. I have lived here in Newport my whole life. I got married this past October and have no children. I do have a niece and nephew that I love to spoil and a dog. I have been teaching for 12 years and have been here at Edgemont for those years. I earned my Bachelor's Degree in Early Childhood Education and my Masters in Curriculum and Instruction from Tusculum College. Outside of school I like to spend time with my family and go for motorcycle rides. I enjoy teaching and am honored to be your child's teacher. I am excited and look forward to this school year with your child! I am having the kids call me Ms. M since we have another teacher with the same last name.

Ms. Waddell



My name is Robin Waddell, and I am excited to be one of the first-grade teachers at Edgemont Elementary! This is my 18th year teaching and my 17th year in first grade. I earned my degree in Early Childhood Education from ETSU. Outside of school, I enjoy reading and being with my family. I'm so excited to learn and grow with your child this year!



Ms. Scott

My name is Ms. Scott, and I am proud to be one of the first-grade teachers here at Edgemont Elementary. This is my 12th year teaching overall. I've had the joy of teaching first, second, and fourth grades, as well as serving as a Title I teacher. I earned my bachelor's degree in education from Appalachian State University. I am originally from Boone North Carolina, but I have lived many places. No matter where I go, I always find myself coming back to the Appalachian Mountains I call home. I love spending time with my family and animals, doing things outdoors, and listening to country music. First grade is my favorite grade to teach, because I get to watch students grow and change so much—both academically and socially—throughout the year!

Mrs. "O"



My name is Teri Overbay and I am a paraprofessional assistant in 1st grade. I bring a strong foundation in early childhood education, with several years of experience working with young learners. I began as a teacher assistant in Head Start, where I worked for four years. I have also worked as a substitute teacher and a special education assistant. My educational background includes a Travel & Tourism Certification from Mott Community College, as well as coursework toward an Associate degree in Business Administration at Baker College. I am currently finishing up my bachelor's degree in Early Childhood Education at Ashford University. Outside the classroom, I'm a proud mother of five and grandmother of four. I have a chicken farm that also includes 2 pigs, 3 goats, a rabbit and a dog. I enjoy reading, baking, spending time at the park with my grandchildren, and traveling whenever I get the chance. I'm passionate about helping children grow and thrive, and I feel honored to be part of their educational journey.

Contact Information



Edgemont Elementary School

375 Carson Springs Road

Newport TN 37821

Hours: 8:00am-3:45pm

Phone: 423-623-2288

Fax: 423-623-0345

Website: www.edgemontelementary.org

Facebook, Twitter, Instagram, & YouTube

Principal - Nathan Chambers

Curriculum Coordinator - Melissa Grooms

Nurse - Macy Taylor

Remind Phone App (Required by ALL parents)



We will use the Remind app as our primary way to communicate with families for the first few weeks of school. This free app allows us to send important updates, reminders, and class announcements straight to your phone or email. It's also a quick and easy way for you to message us with questions or concerns. Be sure to join your child's class on Remind so you don't miss any important information throughout the year!

Parent Square App (Required by ALL parents)



ParentSquare

In early September, Cocke County Schools will transition to the Parent Square App, instead of Remind. Both apps work similarly to help parents, teachers, and administrators communicate. Go ahead and download BOTH apps now. Follow the directions to link to your child's school and classroom.

Parent – Teacher Communication

Folders



All first-grade students will receive a parent-teacher communication folder. This folder will be sent home daily. **You are expected to look inside the folder each day** for newsletters, reminders, and other important information. Use this folder to send any important paperwork or money to school. All money needs to be in a sealed envelope or baggie with your child's name written on the front. (Do not send money in their pockets. It is more likely to be lost that way.) Please return the folder to school daily.

Remind App



All communication with your child's teacher should be through the Remind app, unless specifically requested otherwise. You must turn on messaging within the app settings. Please make sure you check Remind daily for updates from your child's teacher or the school in general. We also recommend that you allow notifications from the app so that you receive messages in real-time.

Parent Square App



Remember that after September we will no longer use Remind! Instead, we will move to the Parent Square App for all school – home communication. It is very important that you go ahead and download both apps. Turn on messaging in both apps.



Transportation Information



Arrival

- Doors open at **7:30am**.
- Students report to the cafeteria for breakfast, and then they move to the gym to wait until school begins.
- Car riders can pull around the front of the school to drop off at the front door, or parents can park in the lower parking lot to walk their child to the front door.
- Bus riders will also be dropped off at the front of the school.
- Parents may not walk into the school unless they have an appointment.

Dismissal

- Kindergarten dismissal is at 3:00pm.
- 1st-8th grade dismissal begins at **3:20pm**.
- Car riders are picked up from the side door of the cafeteria (playground side).
- Bus riders will load buses at the front entrance of the school.
- 1st-3rd graders who are not picked up by 3:30pm will be moved to the gym until picked up.

Transportation Changes

- ***Any change to your child's normal dismissal routine must be called in to the front office.*** The secretary will notify teachers and students of changes during the afternoon announcements.
- **ALSO** try to send your child's teacher a Remind message to let her know of changes in advance if possible.

Cocke County Schools Calendar

2025-2026

Aug 1	Student Days 1
August 4-28, 2025	Student days 2-19
August 29, 2025	Summer Exchange Day #1(No School)
Sept. 1, 2025	Labor Day (No School)
Sept. 2-Oct. 3, 2025	Student Days 20-43
Oct. 6-10, 2025	Fall Break (No School)
Oct. 13, 2025	Inservice Day #3 (No School)
Oct. 14-Nov. 3, 2025	Student Days 44-58
Nov. 4, 2025	Summer Exchange Day #2 (No School)
Nov. 5-25, 2025	Student Days 59-74 (Nov.25 dismiss at 1:00)
Nov. 26-28, 2025	Thanksgiving Break (No School)
Dec. 1-19, 2025	Student Days 75-89 (Dec. 19 dismiss at 1:00)
Dec. 22, 2025-Jan. 1, 2026	Christmas Break (No School)
Jan. 2, 2026	Administrative Day #2 (No School)
Jan. 5, 2026	Summer Exchange Day #3 (No School)
Jan. 6-16, 2026	Student Days 90-98
Jan. 19, 2026	Martin Luther King Day (No School)
Jan. 20-Feb. 12, 2026	Student Days 99-116
Feb. 13, 2026	Inservice Day #4 (No School)
Feb. 16, 2026	President's Day (No School)
Feb. 17-March 27	Student Days 117-145
March 30-April 3	Spring Break (No School)
April 6-May 4, 2026	Student Days 146-166
May 5, 2026	Inservice Day #5 (No School)
May 6-20	Student Days 167-177 (May 20 – last student day - dismiss at 1:00)

First Grade Daily Schedule

Time	Activity
7:30-8:00	Breakfast in the cafeteria/Wait in gym
8:00-8:15	Unpack & Announcements (Tardy bell at 8:15)
8:15-8:45	Morning Meeting/Life Lessons
8:45-10:35	ELA (and restroom breaks)
10:35-11:05	Lunch
11:05-11:20	Recess
11:20-12:00	Activities* (gym, art, music, guidance, enrichment)
12:05-12:50	R.T.I. (differentiated tutoring)
12:50-2:00	Math (and restroom breaks)
2:00-2:45	Knowledge (science/social studies)
2:45-3:15	Pack and Snack
3:15-3:30	Dismissal

***Arrival after 8:15am will be marked tardy.**

***Activities Schedule by Class**

Mrs. M	Ms. Waddell	Ms. Scott
Mon: Gym Tue: Music/Art Wed: Library Thur: Guidance Fri: Enrichment	Mon: Music/Art Tue: Library Wed: Guidance Thur: Gym Fri: Enrichment	Mon: Guidance Tue: Music/Art Wed: Gym Thur: Enrichment Fri: Library

Make sure your child wears appropriate clothing and shoes for **gym day**.



First Grade Supply List

☐ Backpack



- no wheels, write name on inside with permanent marker

☐ 1 pencil box/pouch (write name)



☐ 2 Packs of *sharpened* yellow pencils

- Ticonderoga brand preferred

- No mechanical pencils!



☐ 2, 24-packs of crayons (no colored pencils)



☐ 4 glue sticks



☐ Large pink erasers



☐ Black dry erase markers



☐ 1 pair of child scissors



☐ Personal set of headphones with auxiliary jack



- Write name on with permanent marker.

Need help with school supplies? No problem! Just fill out the slip below, cut it off, and return the slip to school. Our classroom sponsors are happy to help.

✂-----

Student's name:

Check one: ☐ all supplies OR ☐ these items only:_____



Supplies Donation

Please send \$10.00 to school for a supply donation.

This money will be used to buy any extra needed school supplies for our class throughout the year. Send your donation in a labeled envelope or baggie with the child's name in the purple Teacher/Parent Communication folder.

Thank you!!!!

Wish List

Here is a list of other donations that would be greatly appreciated throughout the school year, not just at the beginning of the year:


- **Case of 10 oz. water bottles**
- **Kleenex tissues**
- **Clorox wipes**
- **paper towels**
- **colored computer paper**
- **cardstock paper (colored and white)**
- **small toys for treasure box rewards**



*"When you wish upon a star
your dreams come true!"*

First Grade Water Bottle & Snack Policy

Water Bottles



- All students need a durable, reusable, **water bottle** to keep at school.
- Water bottles will be **sent home daily** to be washed. (Send them back refilled the next day.)
- **Plain water only!** (No sodas, juice, milk, tea, sports drinks, or flavored water. Those are a sticky mess to clean up.)



Snack

- We will have **snack every day** at approximately 2:45pm if all assignments are complete.
- Each child needs to **bring ONE snack to school** every day. (Healthy snacks are encouraged. Juice is ok for snack time, but should be in a separate container from water.)
- If you are able, please **send extra snacks** for us to share. (Individually wrapped cereal, chips, cookies, and fresh fruit are great shareable snacks.)
- **NO PEANUT SNACKS!!!** One or more students in this class have severe peanut allergies. (Simply being in the room with peanut products can cause severe anaphylactic reactions.)



Continued on the back →

NOTE REGARDING WATER BOTTLES...

Edgemont has a strict policy about water bottle usage. **Your child CANNOT have his or her water bottle out of the backpack, unless we are in our classroom or outside on the playground.** If your child is caught with his or her water bottle out in the gym or anywhere else in the school building, it will be taken away for the remainder of the year.

Thanks for your cooperation,
First Grade Teachers

School Meals

At our school, breakfast and lunch are provided **FREE** of charge to all students every day. Breakfast is served starting at 7:30 a.m., and we encourage all students to arrive early enough to take advantage of this important start to the day. A healthy breakfast helps students stay focused and ready to learn!

Lunch is also free for all students. While students are allowed to bring a lunch from home if they prefer, we strongly encourage families to take advantage of the school lunch program, which offers balanced, kid-friendly meals. Any unopened or uneaten items (that have not been touched) may be shared with other students, following our school's food-sharing guidelines.

The school lunch & breakfast menus are sent out monthly by the county's school nutrition coordinator. Parents should watch for the menu to be shared through the Remind or Parent Square app so they can help their child prepare for each day's meals.



Dress Code

- Shirts must cover stomach and breast area completely.
- Shorts, dresses, and skirts must be below fingertips when arms are held by the side.
- Shorts or leggings are encouraged to be worn under dresses.
- No holes in clothes above the knees.
- No inappropriate language or offensive graphics are permitted.
- No hats/caps are allowed in the school, unless permitted by the principal for a reward.
- No dangerous accessories such as studs, spikes, chains, or can tabs.
- No eyebrow, nose, lip, or tongue piercings.
- Any jewelry or accessories must remain on the body. If child is caught playing with jewelry it will be taken away.
- Purses or wallets must be kept in the backpack throughout the day.
- No open heel shoes on gym day. Tennis shoes are recommended.

*** Every child needs a **change of clothes** in a bag in their backpack at all times for the case of an accident. (underwear, shirt, bottoms)

*** Every child needs to bring a **jacket or coat** every day during the months of **October-April**.



Personal Items and Celebrations

Personal Belongings



To help keep our classrooms focused and free from distractions, students **should not bring toys, trading cards, stuffed animals, or other personal items to school** unless they have written permission from the teacher. These items can easily become lost or cause disruptions to learning. We appreciate your help in keeping our school environment safe, respectful, and focused on learning.

Birthdays



We love to celebrate special occasions! For birthdays, **store-bought cupcakes or individually wrapped snacks are welcome**. All treats must be **dropped off at the front office** and will be delivered to the classroom at a time that does not interfere with instruction. Please **do not send balloons, gifts, or party favors**, and remember that birthday invitations should not be passed out at school unless all students in the class are included.

Holiday Celebrations

During holiday seasons, we sometimes invite families to contribute food, drinks, craft supplies, or festive items such as Easter eggs to help make celebrations special for our students. When these opportunities arise, **we will send detailed information home with plenty of notice** so you can participate comfortably and according to your family's preferences.



First Grade Rules and Expectations

Each teacher has specific rules and expectations for their classroom, but in general, we expect all students to follow these common guidelines to help create a safe and respectful learning environment:

- ★ Listen when others are speaking.
- ★ Stay seated at all times.
- ★ Raise your hand to speak.
- ★ Take care of all school materials.
- ★ Be kind and respectful to everyone.
- ★ Always try your best.
- ★ Never say, "I can't."
Instead, say, "I can't YET!"





Consequences for Broken Rules



While we work hard to encourage good behavior through positive reinforcement and praise, there may be times when consequences are necessary for broken rules. Our goal is always to help students learn from their choices, take responsibility for their actions, and make better decisions moving forward.

3 Strike System:

- Strike 1 - Verbal warning
- Strike 2 - Name on board and lose 5 minutes recess or snack* (depending on time of day)
- Strike 3 - X next to name indicating an “out”, lose all of recess or snack for the day, conduct tracker sent home, and conference with student

3 Out System:

- Out 1 - Lose all of recess or snack for the day, conduct tracker sent home, and conference with student
- Out 2 - Guidance referral and lunch detention for the remainder of the week
- Out 3 - Office referral and parent-teacher conference

* Loss of snack is at the discretion of the teacher. (May take away the food, eat snack alone, etc)

We are aware that children in first grade are still learning what behavior is acceptable and not. We will provide in-depth lessons on our high expectations and the kids will have many opportunities to practice. The 3 Strike/Out System is for level 2 or 3 behaviors. Here is a guideline to different levels of offenses:

Level 1 – Minor Offenses (small disruptions or off-task behaviors that usually require a gentle reminder or redirection.)

- Talking out of turn
- Not following directions the first time
- Playing in line or during transitions
- Mild classroom disruption
- Forgetting materials

Level 2 – Moderate Offenses (more disruptive and may impact the learning environment - require a consequence such as loss of privileges, time away from the group, and/or parent communication.)

- Repeated Level 1 behaviors
- Disrespectful tone or attitude or inappropriate language
- Rough play or misuse of materials
- Refusal to work or follow directions

Level 3 – Serious Offenses (serious behaviors that result in office referrals, parent conferences, or more significant consequences)

- Physical aggression (hitting, kicking, biting)
- Threatening others
- Destruction of school or personal property
- Stealing
- Repeated defiance or bullying behavior

Rewards & Incentives

At School

We believe in celebrating positive behavior and hard work! Each teacher has their own creative system for recognizing and rewarding good choices in the classroom, such as sticker charts, classroom money, privileges coupons, or prize boxes. In addition to these in-class incentives, we also hold **grade-wide celebration days approximately every four and a half weeks**. These special events are for students who have received **fewer than five "outs"** in our behavior tracking system. Teachers will also be watching for students who go above and beyond to show our weekly life lessons—such as respect, honesty, responsibility, and kindness. These rewards help reinforce strong character and make good behavior something to be proud of!



At Home

We encourage parents to **support positive behavior at home by reinforcing the same life lessons** we focus on at school. Each week, students learn about a different character trait that helps guide their behavior and decision-making. You can help by looking for opportunities to praise your child when they demonstrate these traits at home—whether it's being honest, showing kindness, or taking responsibility. Some of the topics we explore throughout the year include: **Respect, Organization, Goal Setting, Responsibility, Honesty, The Golden Rule, Perseverance, Sharing, Cooperation, Loyalty, Courtesy, Self-Discipline, Listening, Kindness, Integrity, Forgiveness, Keeping Promises, Resolving Conflict, and Accountability**. When students hear the same messages at school and at home, their personal growth becomes even more meaningful.

Grades



- The **first 9 weeks** of school, first graders will be graded on a pass/fail basis. We use the letters, E S P N, to mark their work.

Exemplary (A+)

Satisfactory (A & B)

Progressing (C & D)

Needs improvement (F)

- The **second through fourth 9 weeks** of school first graders will be graded on a traditional 10-point scale.

<div>A 90-100</div> <div>B 80-89</div> <div>C 70-79</div> <div>D 60-69</div> <div>F 0-59</div>	<div>Grading Periods</div> <div>End 1st 9 Weeks – Oct 3 ‘25</div> <div>End 2nd – Dec 19 ‘25</div> <div>End 3rd – Mar 11 ‘26</div> <div>End 4th – May 20 ‘26</div>	<div>Report Cards</div> <div>Oct 14 ‘25</div> <div>Jan 14 ‘26</div> <div>Mar 20 ‘26</div> <div>May 20 ‘26</div>
--	---	---

* Students with any N's, D's, or F's may be considered for **retention**.

* **Parent – Teacher conferences** will be held on an as-needed basis throughout the year based on student performance.

* Dates are **subject to change** due to unexpected events such as school cancellations, weather delays, or other schedule adjustments.

First Grade Math Curriculum

First grade math is exciting, challenging, and full of opportunities for students to build a strong foundation in number sense, problem-solving, and reasoning. The curriculum, i-Ready Math, is both complex and rigorous, focusing not only on getting the correct answers but also on understanding the why behind the math. You may notice that the strategies your child learns may look different from traditional methods taught in the past. This is because we place a strong emphasis on helping students develop multiple ways to solve problems, think critically, and explain their mathematical thinking.

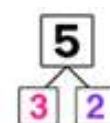


1. Geometry

- identifying 2-D and 3-D shapes
- putting shapes together to make new shapes
- breaking shapes into equal parts

2. Number Sense & Place Value

- counting from 0 to 120 (forward, backward, and anywhere in between)
- skip counting (by 2s, 5s, 10s)
- understand tens and ones
- comparing numbers (greater than/less than)

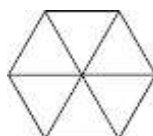


3. Addition and Subtraction within 20

- count on/count back to add and subtract up to 3 numbers
- unknown numbers in equations
- strategies to add/subtract: doubles and near doubles, add in any order, make a ten
- tools to understand math (tens frame, number bonds, number chart)

4. Representing Data

- tallies
- picture graphs & bar graphs



5. Time

- hour and half hour

6. Money

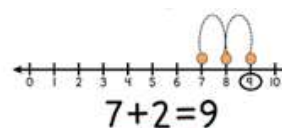
- identify American coins and bills
- counting American coins and bills



$$\begin{array}{r} 7 + 4 \\ \hline 10 + 1 = 11 \end{array}$$

7. Add and Subtract with Tens and Ones

- understand 10 more, 10 less
- add tens to any number
- add 2-digit numbers



8. Measurement

- order and compare objects by length
- measure objects with standard and non-standard units

*The order in which these are taught may vary from this list.

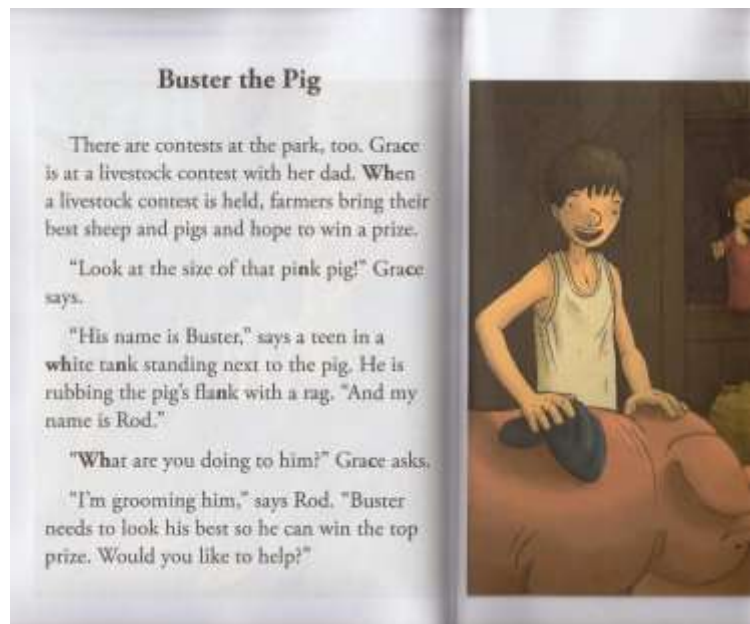
First Grade Reading Level Expectations

AmplifyCKLA

Beginning of
First Grade
➔



End of
First Grade
➔




Note the differences in difficulty from beginning of year to end of year reading levels in our curriculum, CKLA. First grade is a very rigorous year for reading skills. Students are expected to learn many spellings, sight words, vocabulary words, and reading strategies.

First Grade Phonics and Spelling Skills

The following is a list of all the letter/sound relationships first graders will learn this year. Students are expected to be able to read words and spell words with these sounds:

Basic Codes: ä, ë, ï, ö, ü, b, c, d, f, g, h, j, k, l, m, n, p, q, r, s, t, v, w, x, y, z, ch, sh, th, qu, ng, ck

Advanced Codes: ee, a_e, i_e, o_e, u_e, oo, ou, oi, aw, er, ar, or, pp, bb, cc, g =/j/, c =/s/, tch, tt, dd, ed, ff, ve, wr, ll, ss, ce, se, zz, mm, nn, kn, wh, ai, ay, oa



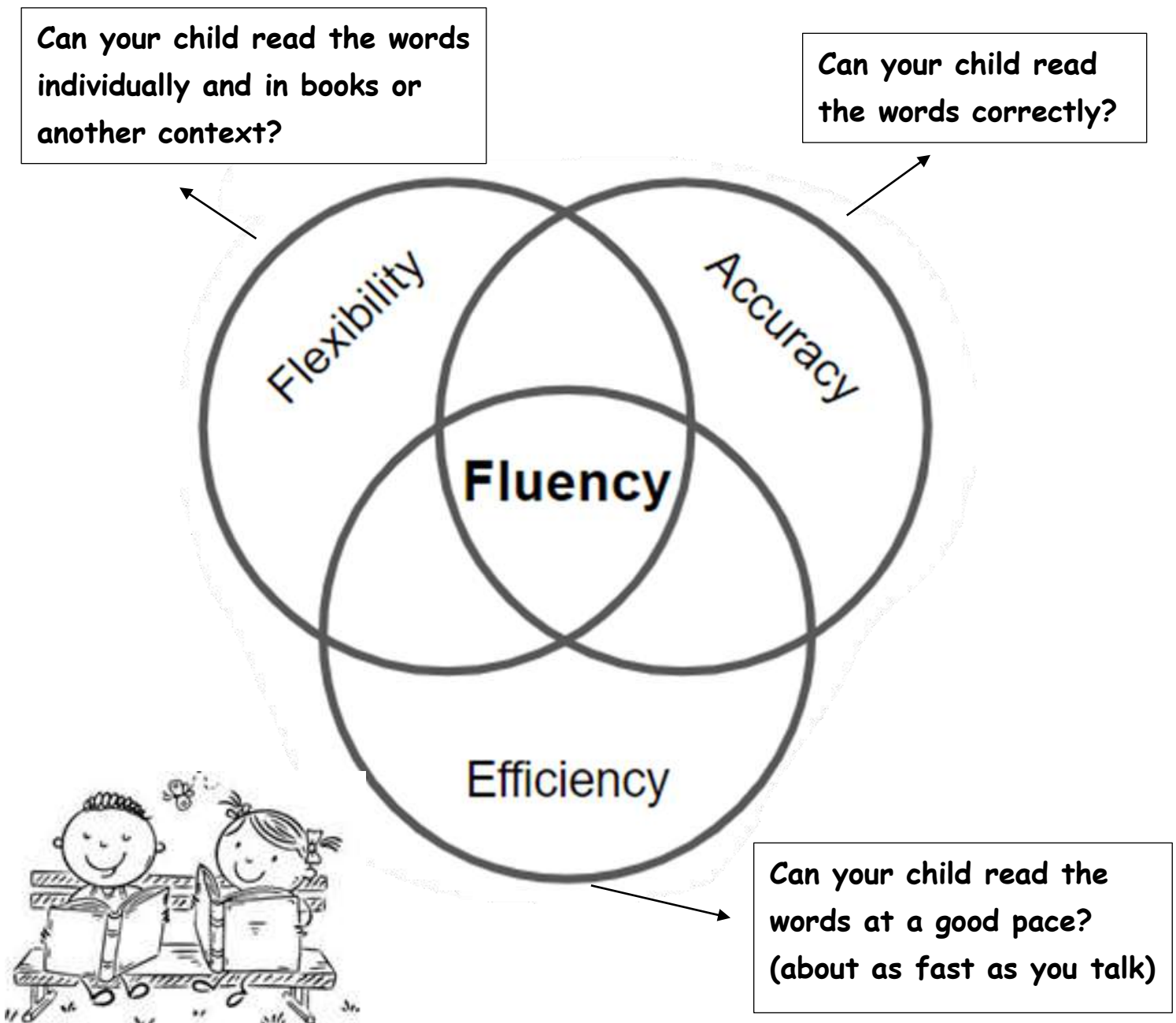
First Grade Tricky Words and Sight Words

The following is a list of all the tricky words (words that do not follow regular phonetic rules) and sight words (high frequency words that students need to know by memorization) first graders will learn this year. Students are expected to be able to read all these words automatically (without sounding out) on flashcards and in books.

Tricky Words & Sight Words: an, am, ran, of, a, I, in, as, at, it, on, is, up, be, go, so, can, two, yellow, for, we, you, your, run, big, and, where, me, my, play, look, said, three, one, once, not, see, little, red, to, make, here, help, into, the, but, blue, black, did, come, funny, ate, are, down, came, brown, find, all, away, he, get, no, four, have, our, now, must, new, good, Eat, like, do, why, which, Ride, saw, they, that, pretty, please, say, says, she, go, this, there, ten, two, soon, Who, white, was, went, after, yes, ask, well, will, under, what, want, again, could, should, would, from, give, by, fly, had, has, her, every, talk, word, Let, put, jump, know, open, hour, how, over, his, live, old, hem, just, may, today, were, them, take, think, stop, thank, then, around, some, warm, always, round, when, walk, first, call, gave, been, before, give, best, does, found, five, buy, fast, both, cold, because, people, their, many, or, right, sleep, these, read, pull, sing, those, made, goes, off, green, picture, yesterday.

Reading Fluency in First Grade

By the end of first grade, students are expected to read grade level books fluently. What does fluency mean? Fluent reading means a person is able to read the words correctly **AND** read at a good pace (about as fast as you talk) **AND** be able to read words in different situations (flash cards, books, lists, signs, etc.). Here is a diagram that shows how all three components make a fluent reader.



Reading Comprehension in First Grade

Reading comprehension in first grade goes far beyond simply “sounding out” words. Students are expected to **understand, recall, and discuss what they've read with increasing depth and accuracy**. Today's expectations are high and rigorous—often much more advanced than what parents may remember from their own first-grade experience. Children are taught to think critically about texts, make connections, and explain their thinking using evidence from what they've read.

Types of questions parents can ask at home:

◇ Recall Questions

- ✓ What happened at the beginning, middle, and end of the story?
- ✓ Who were the main characters?

◇ Vocabulary Questions

- ✓ What does the word [specific word] mean in this story?
- ✓ Can you think of another word that means the same thing?

◇ Inference Questions

- ✓ Why do you think the character did that?
- ✓ How do you think the character was feeling? How do you know?

◇ Prediction Questions

- ✓ What do you think will happen next?
- ✓ What would you do if you were in the story?

◇ Connection Questions

- ✓ Does this story remind you of anything in your life?
- ✓ Have you read another book like this one?

◇ Author's Purpose or Lesson

- ✓ Why do you think the author wrote this book?
- ✓ What lesson did the characters learn?



Encouraging your child to talk about books not only builds comprehension but also helps them develop a lifelong love of reading. A few thoughtful questions each night go a long way!

First Grade Writing Expectations

First grade will begin with a focus on mastering the basics of handwriting. We start with an intensive review of correct letter and number formation, ensuring students can hold writing utensils properly and write clearly and confidently.

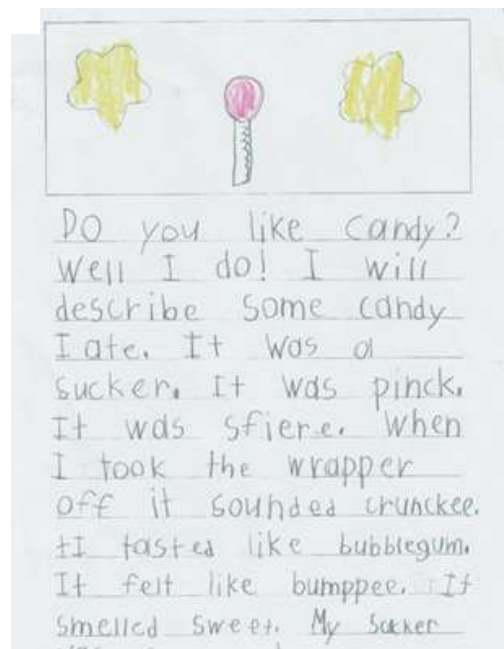
Throughout the year, students build strong grammar and language skills. First graders are introduced to a wide range of grammar concepts including nouns, proper nouns, pronouns, plural nouns, verbs, adjectives, punctuation, contractions, suffixes, conjunctions, and past, present, and future tense. These lessons help students create more detailed, meaningful, and grammatically correct sentences in their writing.

Students will engage in a variety of writing activities that allow them to express their thoughts, opinions, and observations. These include journal writing, descriptive writing, persuasive writing, reading responses, and even science observations. Writing is woven throughout the day and across subjects, helping students develop their voice as young authors.

Samples



Aa	Bb	Cc	Dd
Ee	Ff	Gg	Hh
Ii	Jj	Kk	Ll
Mm	Nn	Oo	Pp
Qq	Rr	Ss	Tt
Uu	Vv	Ww	Xx
Yy	Zz	0	1
2	3	4	5
6	7	8	9



Homework in First Grade

As a first-grade team, we believe that consistent practice at home reinforces the skills students are learning in the classroom. Homework not only helps children build confidence and independence, but also gives parents a window into what's happening each day at school. It shows children that learning is important and that practicing at home matters. We've established two required components of daily homework for all first-grade students:

Read a book

Students will bring home a book to read each night. Remember, reading is not just about saying the words correctly. It's about building fluency, understanding, and a genuine love for reading. Ask a few simple questions after reading to check comprehension. If your child doesn't know a word, avoid simply giving them the answer. Instead, encourage them to use fix-up strategies they've learned in class to figure out the words.

Math review

Each night, students will also complete a short math review. This could be a worksheet, an app-based assignment, or a set of problems to solve. Your child's teacher will determine the format that best supports their learning goals.

Extra Help

In addition to these two core requirements, your child's teacher may send home additional work to reinforce specific skills your child is working on such as tricky word practice, spelling practice, or math facts. This extra practice is not required, but it will be tailored to individual needs and helps support continued growth and confidence.

Thank you for supporting your child by helping to make homework a consistent part of your family routine!



Thank you for taking the time to read through our First Grade Handbook. We understand that it's a lot of information to take in, but every piece of it is meant to support your child's success this year. We are truly grateful to have you as a partner in your child's education.

Your involvement, encouragement, and understanding make a huge difference in your child's growth and confidence. We are excited to begin this journey with you and appreciate your support as we build a strong foundation in first grade!

Please cut off the bottom of this page and sign and return it to school to confirm that you have reviewed the information provided.

✂ -----

1st Grade Handbook Acknowledgement

Parent/Guardian Signature: _____

**Student Signature
(with help if needed):** _____

Date: _____